



Putzmeister



Telebelt TB130 G4

Technical specifications

The newest generation of Telebelt®

Designed with operators — for operators

Within the engineering process of the new TB 130, our engineers gained valuable insight from several owners, technicians, and operators around the world to ensure we developed a product with the right features and functionality you need to succeed. Working in conjunction with the latest technology of Ergonic 3, we have now introduced Full Flex and ISA on the newest Telebelt generation. Several improvements were made to maximize output - including improvements to the feeder, transfer, and the main belt. With the new belt design, we are now able to offer the option of a conventional cab.



Free flow hydraulics in a closed loop system

- The closed loop hydraulic system is now featured on the Telebelt.
- The short time reverse conveying function solves blockages on the transfer or on the boom tip.
- The closed loop hydraulic system uses 14% less oil compared to the open loop system.
- Minimized friction ensures a highly efficient system.

Benefits at a glance

Boom

- New cut out on Arm 2 allows for a conventional cab
- A flatter main belt makes it possible to convey up to a 28° inclined angle
- Auto lubrication for boom cylinders, belt motors, and slewing gear
- Large platform with safety railing makes it safer to work on top of the turret
- Wider transfer for increased output

Feeder


- Curved feeder roller position on hinge prevents material from spilling over

Pedestal

- Rear outriggers and front slewing legs make it possible to set up the feeder between the cab and the leg
- More fuel capacity with the diesel tank in the slewing leg
- Fully flexible pedestal, outriggers, and slewing legs make it possible to set up at any intermediate position
- Large storage area in the front to store the hopper
- Vertical lift cylinder for increased lift height
- Easy to maintain due to great accessibility for main hydraulic parts

Control System

- Ergonic 3 with harmonized HMI along the Putzmeister product portfolio
- Easy and accurate diagnostics with advanced fault management
- Display on remote provides all relevant information needed for the operator
- iSA gives maximum flexibility when setting up the machine, and restricts the working range according to the set up position



Improvements to safety, cost efficiency, & material flow

Redesigned for a better experience

Fully flexible outriggers Swing out legs in the front and telescopic legs in the rear enable more set up positions in tighter spaces.

Large storage area behind the cab Easily store the hopper behind the cab. Retrieving the hopper is more convenient with sliding plates and steps to the front deck.

Improved outrigger vertical lift cylinders The outrigger vertical lift cylinder height has been increased to approximately 20" (500 mm), enabling easier machine leveling.

Improved accessibility The slewing gear drive, main hydraulic pump, and hydraulic filters are more accessible, reducing service costs.

Curved feeder design Rollers were adjusted to have a smoother angle at the hinge of the feeder, preventing material from falling over the transfer.

Wider transfer area The opening on the feeder transfer has been enlarged for more output.

Flat main belt Reducing the incline in the transfer area increases output and helps prevent material from falling back.

New and improved features for safety

The 4th generation TB130 has been redesigned with safety in mind. New features to the feeder, boom, and turret allow for better maneuverability with reduced risk of falling.

Large platform The large platform allows for safe maneuverability when service and maintenance is needed.

Fall protection system The fall protection system can be added to the boom and turret to further improve safety.

Handrail Operators and servicemen can attach a harness to the handrail, which is accessible on all sides of the platform.

Emergency stop button The emergency stop button on the feeder can be pressed to stop the machine in case of an emergency.

Standard features

Boom & Turret

- Electric central boom lubrication
- Large platform on top of turret
- Sealed roller bearings
- Side-mounted pressurized air supply
- 18" (457 mm) 3-ply continuous nylon cord vulcanized spliced belt
- Spring-tensioned carbide scraper system

Feeder

- Emergency stop button
- Horn switch
- Folding feeder hopper including steel grate
- 18" (457 mm) 3-ply continuous nylon cord vulcanized spliced belt
- Spring-tensioned carbide scraper system

Pedestal & Outriggers

- 2000 psi (2.8 gal/min) high pressure washer
- LED indicator lights on support legs
- LED spotlights (4) for support area
- Large side-mounted aluminum toolboxes
- 600 L diesel tank in slewing leg w/ fuel nozzle
- 700 L water tank with inlet on left side
- 2ft x 2ft wooden outrigger pads
- Bubble level indicator
- Lubrication points on support legs
- Steps to access front deck (left side)
- Electric oil cooler with automatic control
- 12 volt / 30 amp electrical outlet

Control System

- Ergonic 3[®] inside
- Radio Remote control w/ display
- iSA (intelligent Setup Assistant)
- Manual control backup for all functions



iSA — intelligent Setup Assistance

Our most supportive system ever – iSA

Putzmeister is revolutionizing set-up assistance with the new intelligent Setup Assistant (iSA). iSA offers a significant improvement with machine reach and flexibility, and is kept simple by allowing the operator to turn iSA on and off with a single switch.

The heart of iSA is the software, which calculates the working range of the machine. The available working range is shown on the display on the remote and the control cabinet, along with the available reach around the machine.

More flexibility than ever before

- **Maximum versatility** Optimum support options for the most difficult site conditions.
- **Maximum reach** The reliable reach prediction allows machine operators to utilize the robust structure of Putzmeister machines to their fullest potential.
- **Maximum assistance** Automatic boom stoppage when the operator approaches the reach limit keeps the machine in stable conditions.

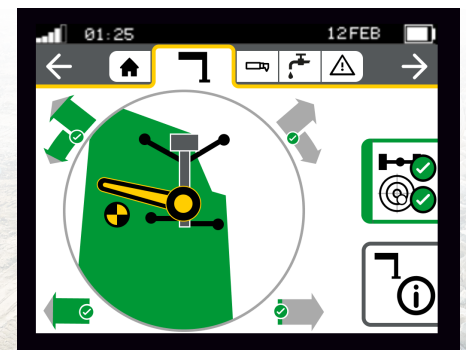
Simple and intuitive

Using iSA is simple and easy to operate.

1. Switch on the iSA on the control cabinet



2. Set up your machine according to the available space
3. See the possible working range in the support menu on the remote
4. Operate the boom as normal




The Full Flex steel structure

The Full Flex steel structure

The new generation of the Telebelt 130 has a reinforced steel structure that makes it possible to set up at any intermediate position.

The combination of iSA and the optimized steel geometry enables a new level of flexibility. With the Putzmeister Full Flex base structures, supporting and setting up the machines is easier and more flexible than ever before – and incredibly straightforward for machine operators.

Clearly structured figures in real time, intuitive operation, and a radio remote control make setting up on site quick and easy.

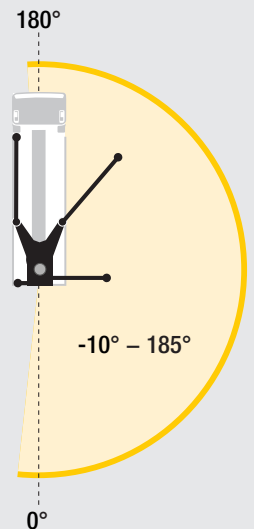
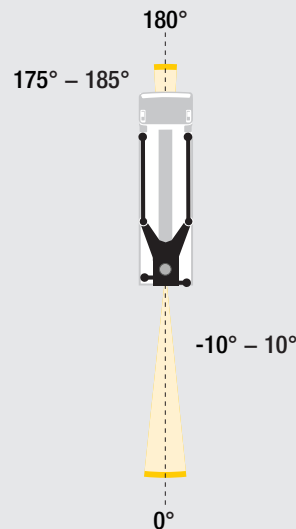
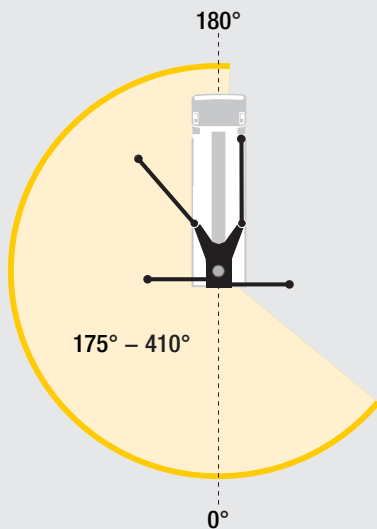


Set up positions with iSA & Full Flex

Rear outriggers extended Achieve up to a 235° working range with 50° to the right over the rear leg, and 5° on the front closed side

Closed setup Operate the boom up to 10° to the left and right when extended back, and 5° to the left and right when extended forward

OSS position With the right side outriggers extended, the working range is over 180° with up to 10° on the closed side



Working range angles can vary depending on machine configuration

A variety of applications and material

Convey with ease

From pervious or roller-compacted concrete, sand, and up to 6" rock, the Telebelt handles it all with ease. The Telebelt allows you to diversify your business with the endless application possibilities. Some unique applications include landfill lining, nuclear power plants, hydroelectric projects, piers, breakwaters, paving, and much more for your conveying success.

Backfilling Telebelts offer a quick way to clear obstacles and place material exactly where you want it. Best of all, there's no need for all-wheel drive mixer trucks, skid-steer loaders, or other equipment typically used for backfilling jobs.

Tilt-up and outdoor slabs Telebelts move quickly around the job so there's no dragging of hose over forms, allowing placement of large slabs or tilt-up jobs without interruption. Telebelts place any type of concrete, have low impact on forms, and do not require priming. All material runs off the belt, leaving a clean job site.

Dams Ideal for mass placement, Telebelts are the perfect fit for dam projects. Multiple placements on the same day are simple with maximum outputs up to 5.56 yd³/min (4.25 m³/min). Horizontal reaches over 126' allow easy access to difficult-to-reach areas.

Caissons Telebelts can convey materials up to 6" (152mm) rock, making it ideal for the larger aggregate concrete used on caisson pours while saving you on material and wear costs. Positioning a Telebelt to feed from the batch plant surge bin eliminates the need for a ready-mix truck, reducing transport costs.

Demolition and excavation sites Remove debris from hard-to-reach demolition and excavation sites by using the Telebelt's reverse conveying function. A 10 ft reversing conveyor is added to the machine in addition to a front-end loader hopper to the end of the main conveyor boom. Debris can be unloaded into bins or a dump truck, keeping your jobsite clean and efficient.

Landscaping Convey rock, mulch, sand, or soil with little physical work and increase your productivity. A Telebelt accomplishes the job efficiently, from one easy setup location to little cleanup when the day is done.

Foundations and footing Need to place gravel and concrete on the same site in the same day? Telebelts can perform multiple tasks from a single location. The conveyor's smooth "surge-free" flow and minimal drop distance result in a more uniform form loading.


Wind farms Telebelts quickly and efficiently place low slump structural concrete, making them ideal for a turbine's foundation and pedestal. There's no worry of air containment, and repositioning is quick and easy, reducing the risk of cold joints.

Bridge decks The ability to handle harsh, low slump mixes at high volume makes Telebelts perfect for bridge pours. Conveying with a Telebelt ensures there's no separation, slump loss, or loss of air containment, making the Telebelt capable of completing highly scrutinized pours.

Warehouse slabs With extremely low unfolding heights and the ability to move rapidly, a Telebelt can be set up and operated on jobs with height restrictions. Material can be conveyed long distances in enclosed structures, like warehouse slabs.

Besides typical concrete, Telebelts easily place tough and unpumpable mixes

Diversify your business by placing a wide variety of materials with your Telebelt. The equipment can move any flowable material, large aggregate concrete, and fracking sand.






Options

▼ Partial flow filter / dehydrator

Filters worn away contaminants such as dust and abrasive particles. Special filter elements ensure that water carried along with the hydraulic oil is absorbed.

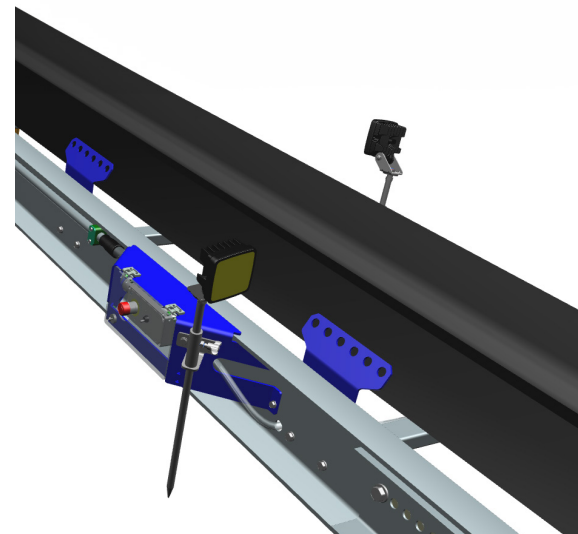


▲ Fall protection system

In addition to the standard platform, the New Gen TB130 also features an optional fall protection system that runs along the length of the boom and on the turret. The swing-up arm is held as the operator maneuvers the platforms, and is designed to have a harness attached for an additional level of safety.

► Detachable LED hopper lights

Two 24W LED stick-mounted lights easily attach to the boom, providing more visibility and safety while on the job.



Other Available Options

HYDRAULIC OIL

Hot: HLP VG 46 (0°C - 95°C)

Cold: HLP VG 46 (-15°C - 80°C)

Biodegradable hydraulic oil

HEATING

Coolant oil tank heater

Coolant water tank heater

CAMERA

Rear view system

360° camera system w/out sensors

360° camera system w/ DVR

TREMIE REDUCER

Tremie reducer 8" hard chrome

Tremie reducer 12" hard chrome


DICA outrigger pads ▶

DICA outrigger pads are available for the TB130, and magazines are on each side of the unit with the possibility to store two 42" DICA pads below the tool box.



Flushing water pump ▼

Remove dust and light dirt with the flushing water pump when high pressure washing is not required.



◀ Spray tank with compressed air connection

Easily prevent concrete from sticking to the machine with the spray tank with compressed air connection. It is already connected to the compressed air system of the truck, so there is no need for a manual hand pump.

HOPPER

- Rock hopper
- Side channel hopper
- Steel grate for front end loader hopper
- Electric outlet 24 V on feeder for vibrator
- Steel grate for rock hopper
- Front end loader hopper
- Low profile hopper

BOOM & TURRET

- Fall protection system on boom
- Fall protection system on turret
- Boom light kit
- Reverse conveyor

MISCELLANEOUS

- Outrigger fuel selector valve
- Spare parts kit

Ergonic® 3 – highlights

AS EASY
TO OPERATE
AND MORE
INTUITIVE
THAN EVER
BEFORE
ERGONIC® 3

The new Ergonic® 3 – clear, fast, and safe

- **Continuous operating concept** for all Putzmeister products with the same functions and displays – whether on the radio remote control or the Ergonic Graphic Display (EGD).
- **Intuitive work and quick reactions** with a clear menu structure and intuitively arranged functions.
- **Full overview** of machine status on the radio remote control and EGD (incl. valves, sensors, and LEDs on fuses).
- **Detailed fault management:** Faults are easy to detect and rectify – even without a Putzmeister technician.
- **Multi-level emergency operation** keeps the machine running even in the toughest conditions.



Ergonic® 3 inside

EOC Ergonic Output Control

Regulates the optimum motor speed for smooth operation with fuel efficiency and low wear.

A new remote for new functions

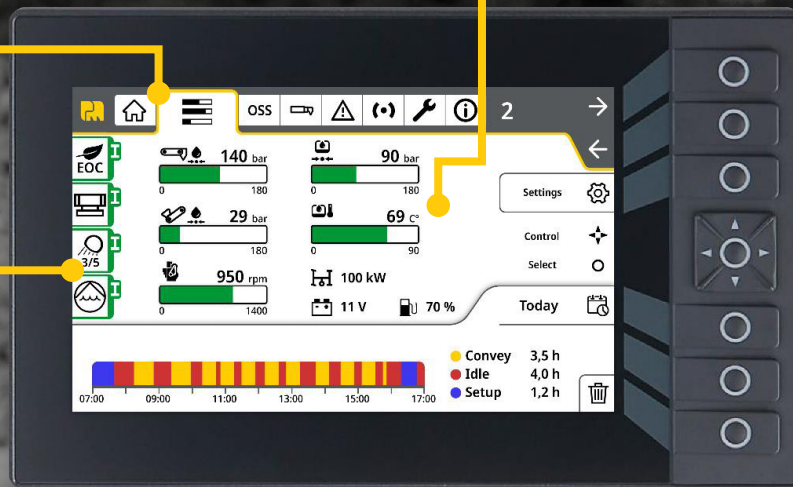
EGD-RC Ergonic Graphic Display – Remote Control

- **Machine data is displayed on the screen** such as hydraulic oil temperature and belt speed
- **Temporary reverse conveying function** to solve blockages
- **Toggle switches** for main functions
- **Operations Mode switch**
- **Light on and off switch**
- **User-defined boom speeds**
- **High pressure washer cleaning function** on remote

The Ergonic Graphic Display (EGD)

Static menu bar The menu bar at the top of the screen is accessible on every screen of the display, and is the same menu that is on the radio remote control.

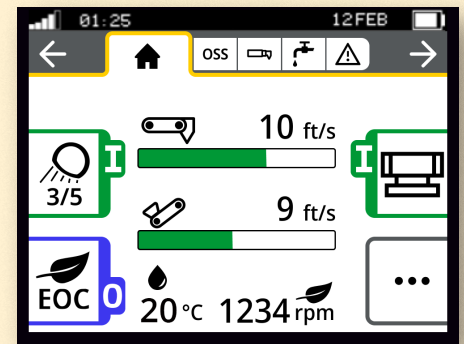
Live operating data Dynamic live status of belts, boom, and support system help to easily understand what's going on.



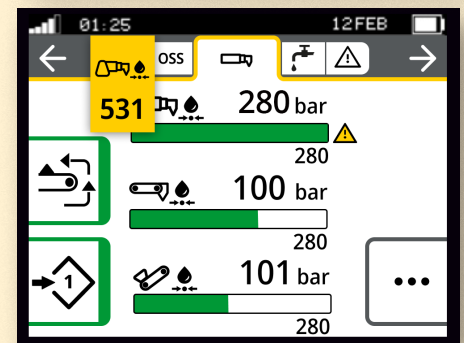
Status indicator + color code Each menu page offers shortcut keys for the most common functions. The shortcut keys on the EGD look the same as on the radio remote control. If the radio remote control is the selected point of operation, the shortcut keys are grayed out, but still show the current status of the function.

Keeping an overview in every situation

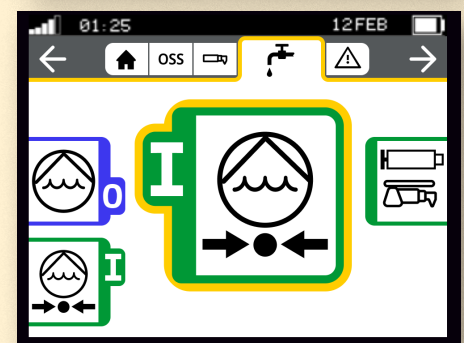
- The static menu bar guides users through the available functions.
- Neatly and intuitively arranged functions.
- Simple menu structure with a maximum of two submenu levels.
- Main menu with all standard functions and additional details in submenus.



Main menu



Submenu
level 1



Submenu
level 2

The best of two worlds

The TB130 Gen 4 harmonizes the control system between the Telebelt and boom pump.

- Experienced Putzmeister customers quickly and easily become familiar with operation.
- New customers will need little training or instructions with intuitive operation.
- With one system, operators can quickly transition to a wide variety of machines.

Ready for the future

- **A future-oriented solution** with interfaces for future expansions and easy software updates.
- **Service-friendly concept** with services that can be accessed and implemented efficiently.
- **Clearly guided fault management** on the radio remote control and display.

You can rely on Putzmeister – service, parts, and training

Everything that sets service apart

Putzmeister provides first class service with swift assistance, meaningful advice, and a reliable supply of genuine Putzmeister parts and accessories in over 120 countries.

Ideally placed to support you

We continuously train our service technicians, provide a close-knit information network, and the latest equipment to consistently strive to meet our customers' needs.

Our employees have all the relevant technical information about your machine at their fingertips, allowing us to provide you with the best possible support for emergencies, repairs, or preventive maintenance.



Our services for cost-effective work

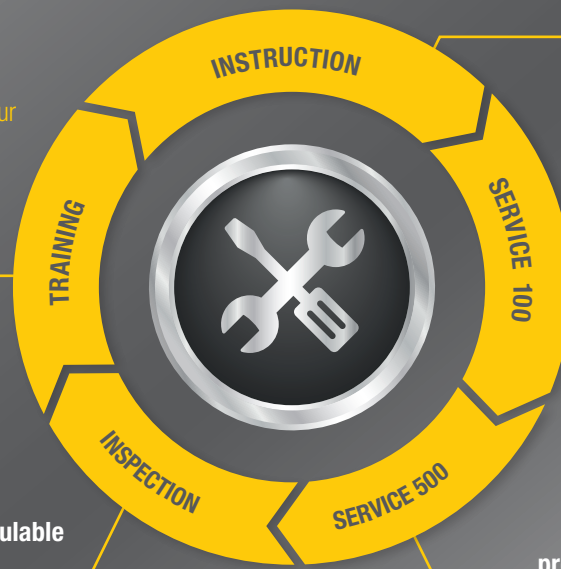
The Putzmeister service support points offer you these services - all provided by our experienced service staff:

Customer training – benefit from expert knowledge

Practice-oriented learning offers many benefits: Master the machine and all of its special features, use the machine to optimum effect, reduce operating costs, and avoid operating errors.

Mandatory machine inspection – calculable costs instead of incalculable failures

Visual inspection and functional check of components for 100% safety. The hydraulic system with cylinders, electrical system, and core pump are also inspected.



Introduction at handover – everything correct from the get-go

You and your team can adapt perfectly to all features and innovations.

100 hours of customer service – avoid potential sources of error

Receive a status report on your concrete pump per the Putzmeister service plan.

500 hours of customer service – protect your investment, retain your value

Our technical customer service team is the number one choice for checking the safety and wear of your machine.



Putzmeister Academy - Service Schools

We want to make sure you get the most from your Putzmeister equipment. To maximize the use and profitability of your investment, take advantage of the regular training seminars at our Wisconsin headquarters.

Service Schools cover maintenance, operation, and inspection of boom pumps, Teelbelts, and Thom-Katts. They include hands-on training, problem-solving exercises, hands-on presentations, and safety training.



Genuine parts for maximum availability

We use only genuine Putzmeister parts in our workshops to guarantee consistent quality. You can be sure that your machine meets the tough requirements with maximum performance and availability.


- Immediate availability worldwide through our extensive dealer network
- Longest possible service life and maximum reliability
- Minimal maintenance and repair work thanks to high-quality materials and tested quality
- Quick and easy replacement with precise fitting and no variations in quality
- Safety for your customers, your personnel, and your investment

Product and training information — whenever, wherever

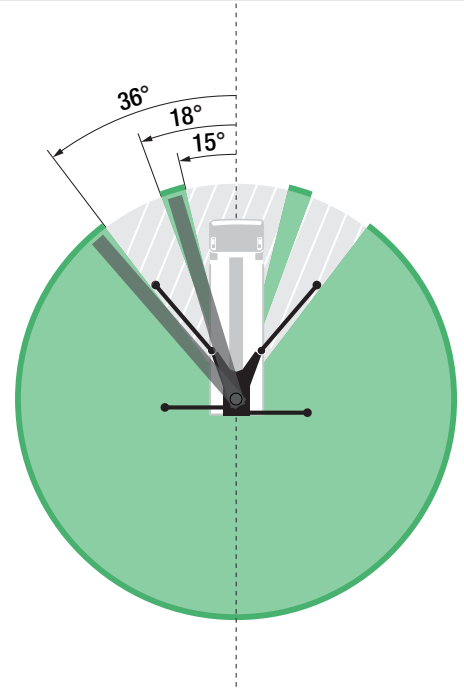
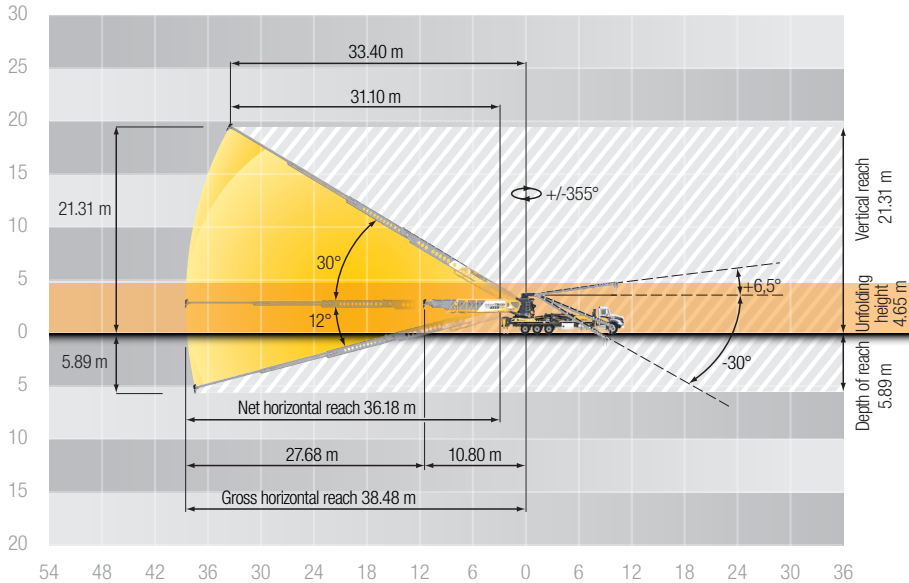
We consistently provide the most up-to-date product and training information through our YouTube channel. From the comfort of your own home to on the jobsite, you have access to hundreds of videos that showcase the latest and greatest Putzmeister products, how-to videos, demonstrations, and much more.



TB 130 Specifications



Machine		Imperial	Metric
Dimensions			
Length		45' 8"	13.91 m
Width		8' 6"	2.60 m
Height		13' 4"	4.07 m
Wheelbase		28' 3"	86.11 m
General			
Water tank capacity		185 gal	700 L
Hydraulic oil tank capacity		112 gal	424 L
Diesel tank		159 gal	600 L
Weight			
Front axle weight		34,983 lbs	15,866 kg
Approximate total weight		43,308 lbs	19,642 kg
Outriggers			
Net reach beyond outriggers	at 0°	120' 9"	36.81 m
	at 29°	105' 0"	31.99 m
Outrigger spread	front — hydraulically swing out & down	29' 2"	8.88 m
L - R	rear — hydraulically extend out & down	28' 8"	8.74 m



Feeder and Conveyor

Main Conveyor		Imperial	Metric
Conveyor horizontal reach	Maximum at 0°	126' 3"	38.47 m
	Maximum at 30°	109' 7"	33.40 m
	Net at 0°	119' 0"	36.30 m
Discharge height from grade	Maximum at 29°	68' 3"	20.81 m
	Maximum at -15°	-25' 10"	-7.86 m
Observed capacity	Observed at 0°	5.56 yd ³ /min	4.25 m ³ /min
	Observed at 20°	5.56 yd ³ /min	4.25 m ³ /min
Conveyor belt width		18"	457 mm
Trunk / end hose length		15' 0"	457 m
Rotation			+ / - 355°
1 st section arm length		20' 0"	6.1 m
2 nd section arm length		32' 6"	9.9 m
3 rd section arm length		24' 7"	7.5 m
4 th section arm length		23' 7"	7.2 m
5 th section arm length		25' 11"	7.9 m
Feed Conveyor		Imperial	Metric
Length		38' 0"	11.60 m
Belt width		18"	457 mm
Rotation			360°

Maximum theoretical values listed. Truck dimensions will vary with different truck makes, models, and specifications. Weights are approximate and include truck, fuel, and 100 gal (379 L) of water. All specifications apply to units mounted on a Mack GU.

Here for you every step of the way

Our Putzmeister Promise

We build machines that increase your production and give you a competitive edge – and these machines are continuously developed. Innovative technologies and durable quality need to adapt to your ever-changing daily challenges. Our products stand for optimum output with low fuel consumption, wear, and costs.

Our customers will always have a thinking, intelligent partner in all their undertakings; a partner that will deliver to their exact requirements regardless of the complexity of the task or the remoteness of the scale. With knowledge and understanding backed by experience, we approach every task with renewed enthusiasm – be it a small scale construction or a mass assignment, tight deadlines, or unique concreting and manufacturing needs.

Your Putzmeister Team



Authorized Distributor © Putzmeister America, Inc. 2024. BT 5179-1 EN.
Photos and drawings are for illustrative purposes only and may not depict the final model.



Putzmeister

Putzmeister America, Inc.
1733 90th Street
Sturtevant, WI 53177 USA
Putzmeister.com

Phone (262) 886-3200
Toll-free (800) 884-7210
Fax (262) 884-6338
pmr@putzmeister.com