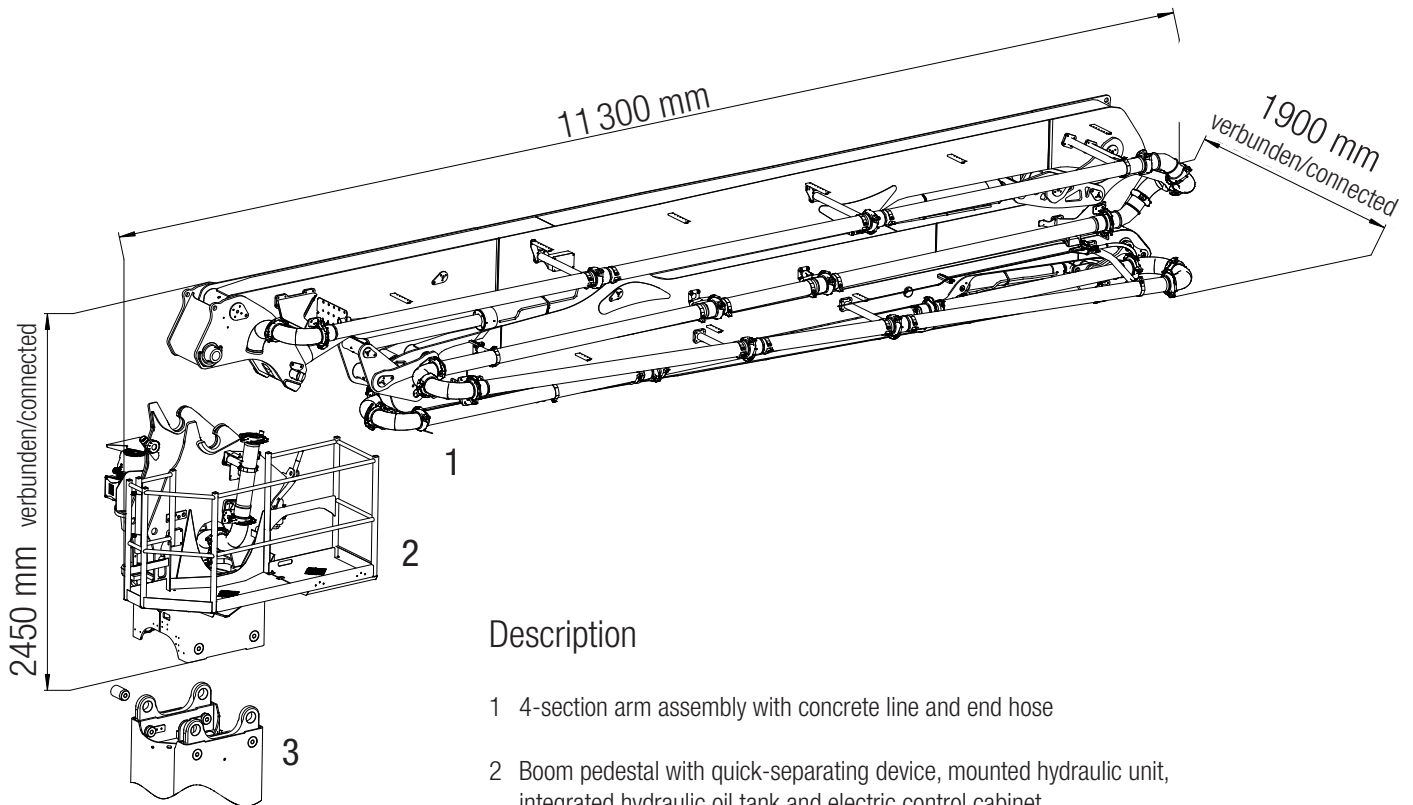


# Stationary placing boom

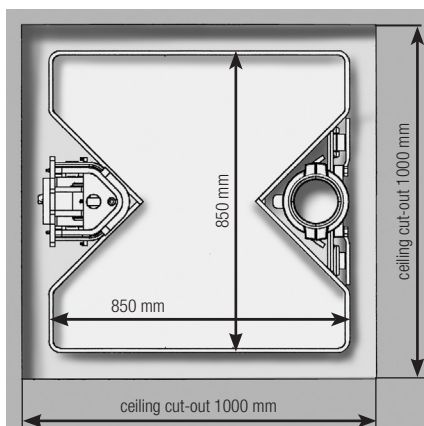
## MXR 35-4



### Description

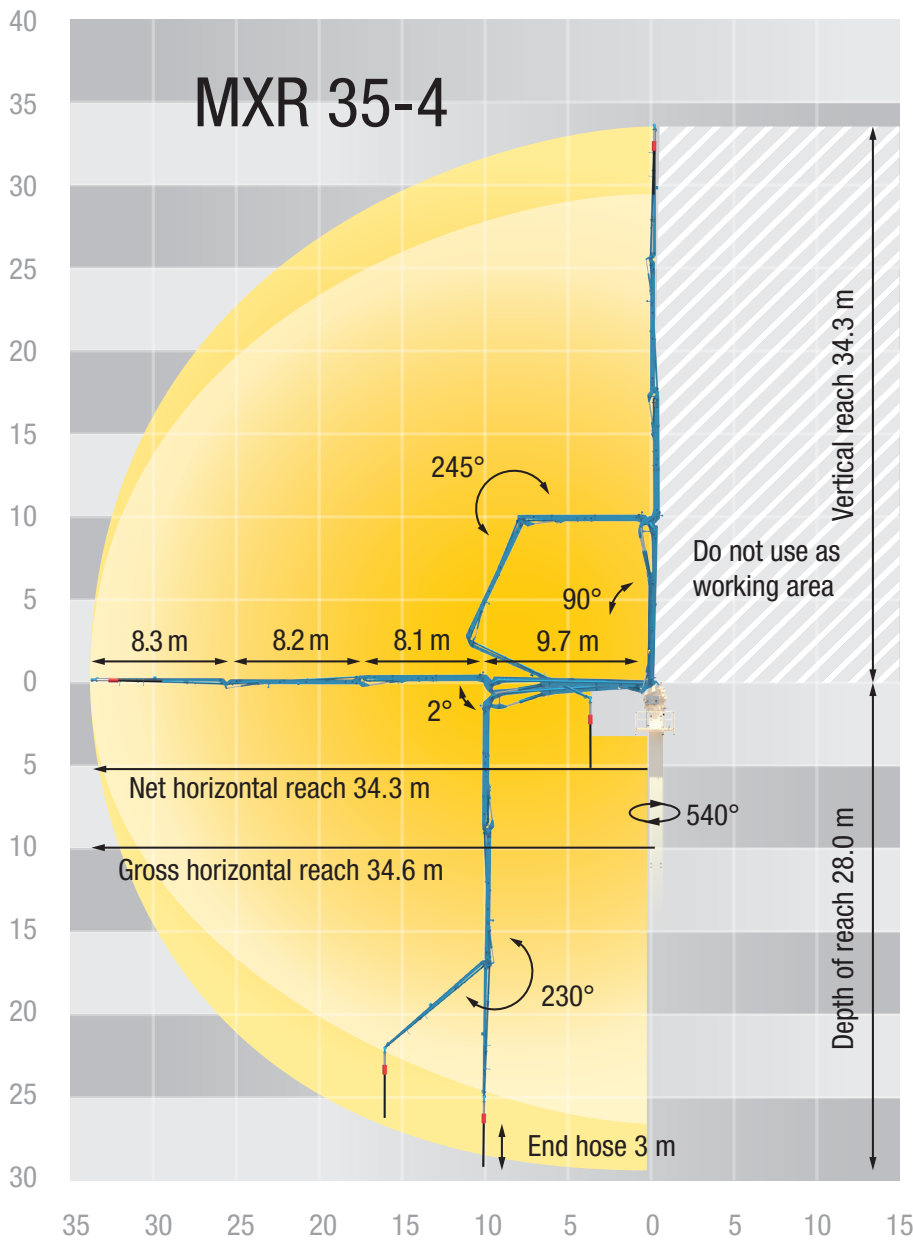
- 1 4-section arm assembly with concrete line and end hose
- 2 Boom pedestal with quick-separating device, mounted hydraulic unit, integrated hydraulic oil tank and electric control cabinet
- 3 Putzmeister column system RS 850
- 4 Cross section Putzmeister column system RS 850 with suitable cut-out in the ceiling

4



Note: Standard version. Dimensions and weights depend on equipment.

## Reach information diagram



## Technical data

Stationary placing boom MXR 35-4			
Sections			4
Reach height	m		34.5
Horizontal reach	m		34.7*
Reach depth max.	m		28.0
Delivery line			DN 125
End hose length	m		3
Max. height w/o counterweight	m		19.5
Slewing range	°		540
Weight	boom	t	5.6
	pedestal	t	2.5

\* Center of slewing gear till end of boom

All data max. theor.

Dimensions can differ depending on configuration.

## Serial delivery scope

Arm assembly MXR 35-4 incl. transport frame	Operating manuals (1× paper, 1× CD-Rom), spare part list
Boom pedestal RS 850 incl. transport frame	Painting: arm assembly RAL 5012 light blue
Delivery line DN 125 (1-layer)	Painting: base structure RAL 1015 light ivory
El.-hydraulic drive 15 kW/400 V/50 Hz	Radio remote control
Electric motor with soft start	Working platform incl. ladder
End hose 3.0 m DN 125 5.5"	

See quotation for exact serial delivery scope.  
Comprehensive range of options available on request.