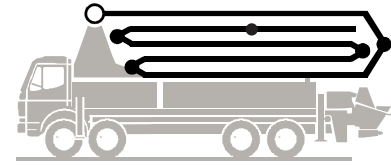


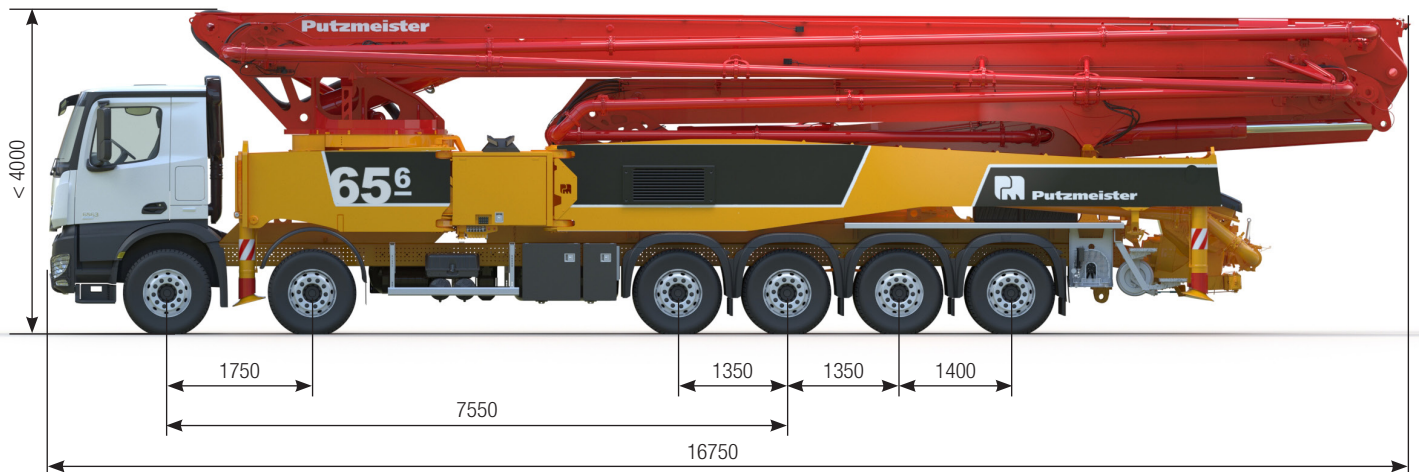
# Truck-mounted concrete pump

# BSF 65-6.19 i LS

Output up to 190 m<sup>3</sup>/h  
 Delivery pressure up to 85 bar



**ergonic<sup>®</sup>**  
 inside **3**



Note: Standard version. Dimensions and weights depend on truck, pump model and equipment.  
 Dimensions in mm. For illustration only.

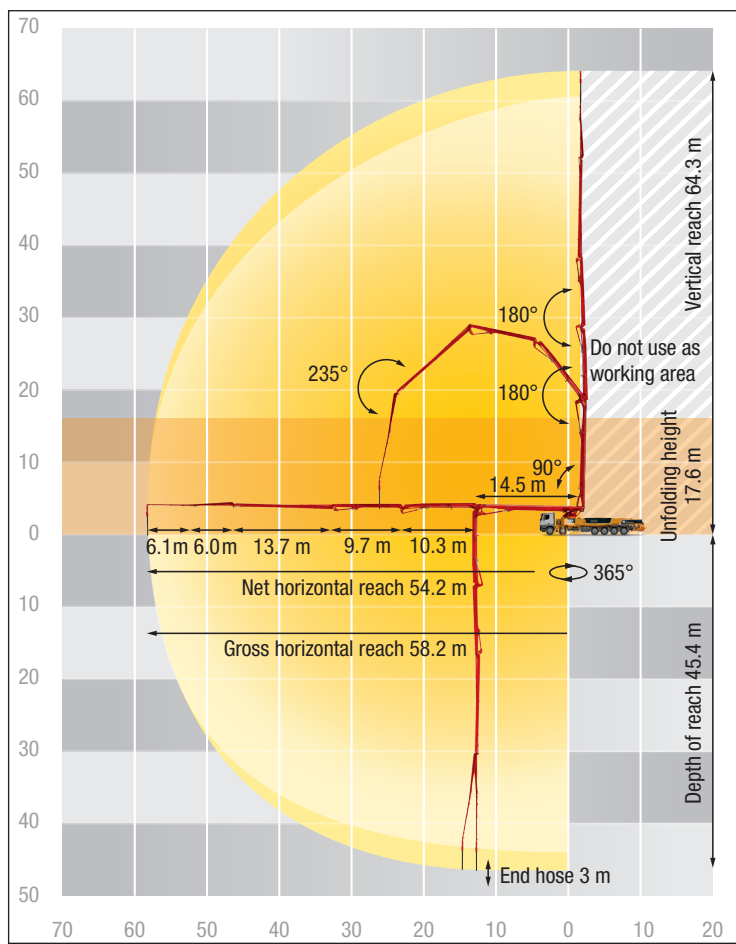
## Technical data

Boom M 65-6		
Sections		6
Reach height	m	64.3
Horizontal reach	gross	m 58.2
	net	m 54.2
Reach depth max.	m	45.4
Unfolding height	m	17.6
End hose length	m	4
Folding system		RZ
Delivery line		DN 125

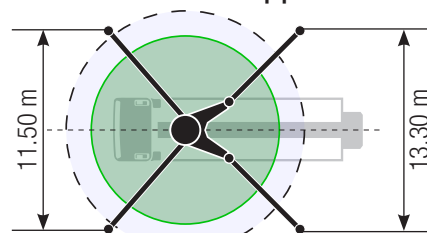
Pump		BSF	.19 i LS
Rod side	Output	m <sup>3</sup> /h	-
	Delivery pressure	bar	-
	Strokes	1/min.	-
Piston side	Output	m <sup>3</sup> /h	190
	Delivery pressure	bar	85
	Strokes	1/min.	30
	Delivery cylinder	Ø mm	250
	Stroke	mm	2100

\*) Delivery line boom max. 85 bar.  
 All data maximum theoretical.

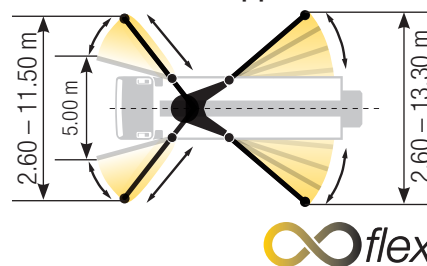
## BSF 67-6 Reach information diagram, Support



### Standard – Full support



### iSC – Flexible support



Dimensions can differ depending on configuration.  
Support width based on center of support leg.  
The specified values are reference forces.

## Delivery scope High Line

### Support

Full support system  
Support plates (4x), in 2 closed magazines  
Timber wood 8 x 1000 mm in magazine  
(position depends on mounting)

### Control systems

Agitator, controllable via remote control or local  
EOC 2.0 (Ergonic Output Control)  
Ergonic 3 control system  
Ergonic Graphic Display 9.7" incl. Ergonic diagnosis interface  
Radio remote control with display

### Hopper

Agitator rotation automatic, dep. on pump direction  
Agitator safety switch off (RFID)  
Central hopper lubrication, electric  
Delivery cylinder, chrome-plated  
Hinged elbow with cleaning port  
Rubber collar on concrete hopper  
Spectacle wear plate DURO 22  
Steps left and right, zinc-plated

S-valve transfer switchover fast/slow  
Vibrator, radio remote/local controlled  
Wash-out port lid with locked slide pin

### Cleaning

Cleaning hose 8 m + 2 m incl. bracket and nozzle  
Compressed air connection, rear side  
Connection for water tank filling, both-sided  
Container for sponge balls  
High pressure water pump 100 bar, with dry-run protection  
Operating position at hopper to drain water pipe  
Water hose reel for water pump  
Water outlet on hopper, for small quantities (1/2")  
Water pump, 160 l/min 25 bar  
Water tank 700 l

### Delivery line

Deck delivery line in boom delivery line quality  
Delivery line PROLINE 2000 (2-layer)  
End hose 4 m DN125

### Safety

Connections for hydraulic emergency supply (boom)  
Guardrail right side  
Horn at boom, mushroom button yellow, mounted on hopper  
Towing eye

### Lighting

Boom rear lights on arm assembly, LED  
Control points lighting, LED  
Hopper lighting, LED  
Indicator lights on support legs, front and rear, LED  
Light for illumination pump and water box, LED  
Lighting of control box, LED

### Miscellaneous

Delivery note box plastic  
Hydraulic hose for replacement in hose pack  
Inner panel on flatbed  
Operating instruction and spare parts manual (1x paper, 1x CD-ROM)  
Paintwork Putzmeister Standard  
Tool kit